

M12 Power female or male connector, 5-pins, L-coded, shielded

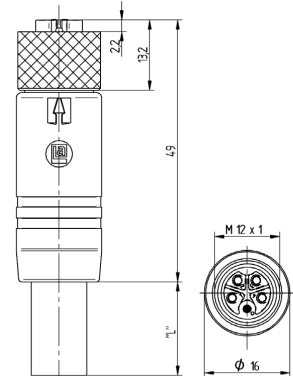
RKTS 5L | RSTS 5L



5-Pole

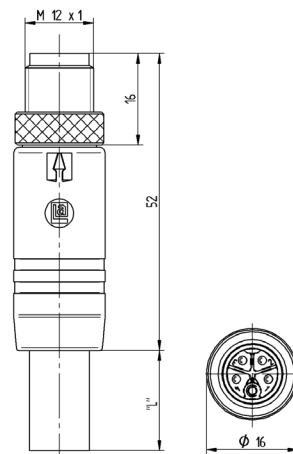
M12 Power female connector, 5-pins, L-coded, shielded, 63 V, black or blue overmold

RKTS 5L



M12 Power male connector, 5-pins, L-coded, shielded, 63 V, black or blue overmold

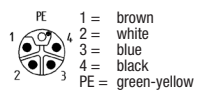
RSTS 5L



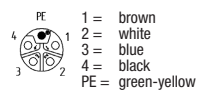
Pin Assignments

M12 L-coded

RSTS 5L (male)



RKTS 5L (female)



Be Certain with Belden

M12 Power female or male connector, 5-pins, L-coded, shielded

Technical Data

Environmental

Degree of protection IP65, IP67, IP69K
 Operating temperature range -40°C to +125°C

Type

Type contacts female/male
 Number of contacts 4 (3+PE); L - Coding
 Standard IEC 61076-2-111
 Construction type L-coded
 Conductor size 1.5 mm²
 Color contact bearer L: white

Mechanical

Over molding TPE, blue or black
 Contact bearer PBT GF
 Contact CuNi
 Contact plating Cu/Au
 Screw Coupling Material CuZn
 O-ring FKM
 Surface coupling nut Cu/Ni
 Shielding sleeve CuZn, plating: Ni

Electrical data

Contact resistance ≤ 10 mΩ
 Rated Current 16 A (1.5 mm² and 2.5mm²)
 10 A (0.75 mm²)
 Rated voltage 63 V
 Insulation resistance > 10⁹ Ω
 Pollution degree 3 acc. to DIN EN 60664-1 (VDE 0110-1)

Flammability class

over molding UL 94 HB
 Contact bearer UL 94 V-2

Approvals

VDE DIN EN 61984: in preparation
 UL L-Coding (Pending)

Cable Specifications

Cable No.	Outer Jacket	Conductor Size	Gauge	Jacket Color	Shield	OD
737	PUR, halogen-free	5 x 1.50 mm ²	16	Black	Braid	0.409" (10.4 mm)
913	PUR, halogen-free	5 x 1.50 mm ²	16	Black	Braid	0.409" (10.4 mm)

Part Number		Pins	Shielding	Overmold	Gauge	Standard Cable Lengths	Characteristics
Female	Male						
RKTS 5L-737/...M	RSTS 5L-737/...M	5L	Shielded	Blue	16	2M / 5M / 10M / 15M	
RKTS 5L-913/...M	RSTS 5L-913/...M	5L	Shielded	Blue	16	2M / 5M / 10M / 15M	
RKTS 5L-737/...M SW	RSTS 5L-737/...M SW	5L	Shielded	Black	16	2M / 5M / 10M / 15M	
RKTS 5L-913/...M SW	RSTS 5L-913/...M SW	5L	Shielded	Black	16	2M / 5M / 10M / 15M	