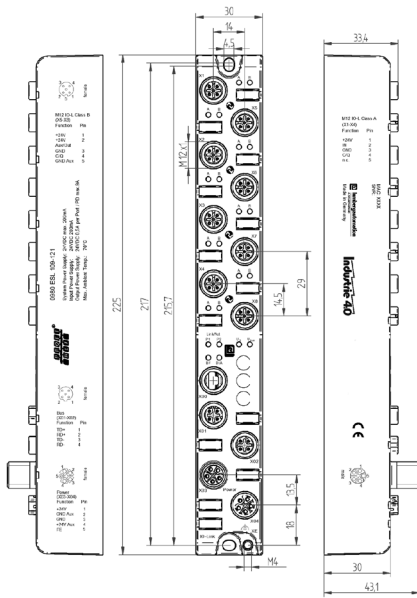


## LioN-Power Active I/O M12-30, L-coded, PROFINET, IO-Link Master

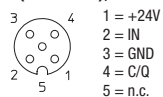


Type	0980 ESL 109-121	
<b>Product Description</b>	LioN-P PROFINET device, 4 digital input channels, 8 IO-Link channels, M12 LAN connection, 4-poles, D-coded, M12 L-coded power supply, 5-poles, 30mm housing	
<b>Diagnostic indication</b>		
LED	Indication	Condition
1...8 A	Yellow	Channel status
1...8 DIA A	Red	Peripheral fault
1...8 B	White	Channel status
1...8 DIA B	Red	Peripheral fault
1...8 IO-Link	Green blinking Green Off	No IO-Link Device Connected IO-Link communication available Port is not configured as IO-Link
P1 Lnk/Act	Green Green blinking Off	Connection to an Ethernet subscriber IO device is in data exchange No connection to another subscriber
P2 Lnk/Act	Green Yellow blinking Off	Connection to an Ethernet subscriber IO device is in data exchange No connection to another subscriber
BF	Red Off	Bus fault, no communication No fault present
DIA	Red Red blinking Off	Collective display peripheral fault Firmware update No fault present
U <sub>S</sub>	Green	Voltage 19V ≤ U <sub>S</sub> ≤ 30V
U <sub>AUX</sub>	Green Red	Voltage 19V ≤ U <sub>I</sub> ≤ 30V U <sub>I</sub> Voltage < 19V or U <sub>I</sub> > 30V

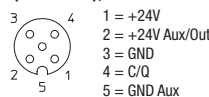
Please refer to the manual regarding the Bit assignment of the Ports.

### Pin assignment

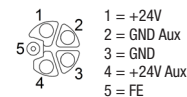
#### M12 IO-Link Port Type A (X01...X04), A-coded



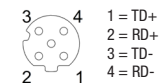
#### M12 IO-Link Port Type B (X05...X08), A-coded



#### M12 Power connector, L-coded



#### M12 PROFINET, D-coded



### Part number

0980 ESL 109-121

### Order number

934861001

## LioN-Power Active I/O M12-30, L-coded, PROFINET, IO-Link Master

Technical Data	
Environmental Temperature	-20° C to +70° C (Operation)
Housing Material	Metal Zinc Die-cast
Contact Bearer	PA/TPU
Contact	M12 A, D-coded CuSn, Gold-plated M12 Power, L-coded, CuNi, Gold-plated
O-ring	FKM
Mechanical Data	
Weight	480 g
Protection Class (IEC 60529)	IP65, IP67, IP69K (only if mounted and locked in combination with Hirschmann/Lumberg connector.)
Module Supply	
Rated Voltage	24V DC
Voltage Range	19 to 30V DC
Nominal Current	16 A
Connection Type	M12 Power, 5-poles, L-coded
Number	2
Bus-System	
Network	PROFINET
Transmission Rate	10/100 Mbit/s
Connection Type	M12 LAN connection, 4 poles, D-coded
Number	2
Outputs (8IOL)	
Number of Digital Channels	max. 8 via C/Q
Actoric Current	500 mA
Actoric Current (max.)	9 A
Short-circuit Proof	yes
Channel Type N.O.	p-switching
Status Indicator	LED white or yellow per channel
Diagnostic Indicator	LED red per port
Inputs (8IOL + 4DI)	
Number of Digital Channels	4 + max. 8 via C/Q
Type	Type 1 acc. IEC 61131-2 (Dig. Input)
Sensor Type	PNP
Status Indicator	LED white or yellow per channel
Diagnostic Indicator	LED red per port
Sensor Current Supply	200 mA per port
IO-Link (8IOL)	
Number of IO-Link Channels	8
Number of A Ports	4
Number of B Ports	4
Nominal Current C/Q (Pin 4)	500 mA
Nominal Current L+/L- (Pin 1 and 3)	200 mA
Nominal Current Ua (Type B Ports, Pin 2 and 5)	500 mA
Short-circuit Proof	yes
Cable Length to Sensor	< 20m

The application of these products in harsh environments should always be checked before use.  
Specifications subject to alteration.