

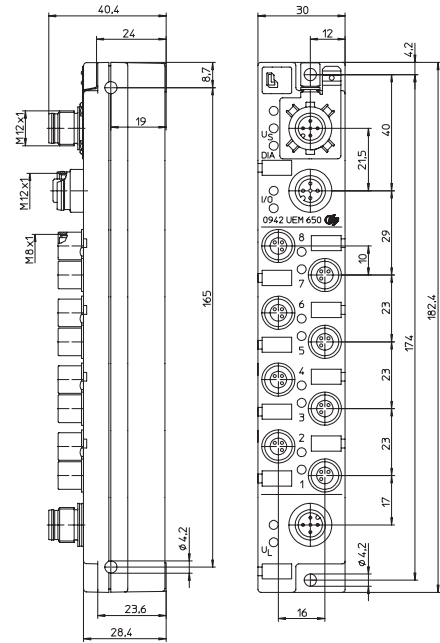
LioN-Link I/O Module with 8 Digital Inputs and Outputs

0942 UEM 650



8 IN / 8 OUT (Universal)

LioN-Link I/O module with 8 digital I/O channels, channels can be used universally as inputs or outputs, M8 sockets (8x), 3 poles, M12 actuator supply






Bit Assignment

Bit	7	6	5	4	3	2	1	0
M8 Input								
Byte 0	8	7	6	5	4	3	2	1
M8 Output								
Byte 0	8	7	6	5	4	3	2	1

Diagnostic Indication

LED	Indication	Condition
1...8	yellow	channel status
1...8	red	periphery faults (actuator short circuit/overload)
I/O	red red flashing green	wrong configuration / module exchanged not recognized by the BusHead online, communication with BusHead
Us	green	sensor/system power supply
Ul	green	actuator power supply
DIA	red	common indication for periphery faults

Pin Assignment

Bus connection M12	Actuator/sensor connection M8	Actuator supply M12
 <p>1 = Drain 2 = 24 V Sensor/System 3 = 0 V Sensor/System 4 = Data + 5 = Data -</p>	 <p>1 = +24 V 3 = 0 V 4 = In /Out</p>	 <p>1 = +24 V 2 = n.c. 3 = GND (0 V) 4 = n.c. 5 = Earth</p>



LioN-Link I/O Module with 8 Digital Inputs and Outputs

0942 UEM 650

Technical Data

Environmental

Degree of protection IP 67
 Operating temperature range -10°C (+14°F) to +60°C (+140°F)

Mechanical

Weight 175 g
 Housing material PBT

System/sensors

power supply
 Rated voltage 24 V DC
 Voltage range 19–30 V DC
 Power consumption typ. 70 mA
 Operating indication LED green

Input power supply

Us
 Voltage range min. (USystem – 1.5 V)
 Sensor current 700 mA/module
 Short circuit proof yes
 Indication LED green

Input wiring

Type 3 acc. to IEC 61131-2
 Rated input voltage 24 V DC
 Channel type N.O. p-switching
 Number of digital channels max. 8
 Channel status indicator LED yellow per channel
 Diagnostic indication LED red per channel

Output power supply

UL
 Rated voltage 24 V DC
 Voltage range 19–30 V DC
 Reverse polarity protection yes/antiparallel diode
 Indication LED green

Output wiring

Rated output current 0.5 A per channel
 Short circuit proof yes
 Max. output current 4 A per module
 Overload proof yes
 Number of digital channels max. 8
 Channel type N.O. p-switching
 Channel status indicator LED yellow per channel
 Diagnostic indication LED red per channel

Included in

delivery/accessories Dust covers M12, attachable labels

Diagnostic

Periphery fault diagnosis for sensor short circuit, actuator short circuit, sensor low voltage detection

Part Number

0942 UEM 650



The application of these products in harsh environments should always be checked before use.
 Specifications subject to alteration.