
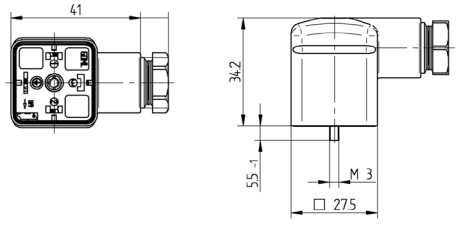




GDM Series Valve Connectors, Type A, Field Attachable Female Connectors, Protection Circuit: RC Filter

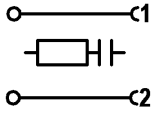
Technical Information

| Product Description | |
|---|---|
| Order Designation | GDM210X-C1U |
|  | |
| Description | Valve connector GDM series, type A, female connector, field attachable |
| RoHS-Compliant (2011/65/EU) | Yes |
| (Construction Type) Standard | DIN EN 175301-803-A |
| Approvals | VDE, SEV |
| Connectible Cables | Ø 4.5 to 10 mm |
| Conductor Size | 0.25 x 1.5 mm ² |
| Technical Data | |
| No. of Pins | 2 + PE |
| Ambient Temperature | -25 °C to +90 °C |
| Housing/Grip/Screw Coupling | PA |
| Contact Holder | PA |
| Contact | CuZn |
| Central Screw | 4.8, Fe/Zn B |
| O-Ring Material | SBR/NBR |
| Flammability Class | HB |
| Mechanical Data | |
| Degree of Protection | IP65 (only when mated with Hirschmann/Lumberg counterparts) |
| Terminal Type | Screw |
| Electrical Data | |
| Circuit | RC filter |
| Contact Resistance | ≤ 4 mΩ |
| Rated Voltage | 230 V AC/DC |
| Rated Current | 10 A |
| Pollution Degree | 3 |
| Accessories | |
| Scope of Delivery or Accessories (incl.) | Central screw |
| Accessories to be Ordered Separately | <p>Gasket:</p> <p>735-677-003, NBR, Temp. range: -25 °C to +90 °C, captive gasket GDMF-6 NBR, black 735-677-004, EPDM, Temp. range: -25 °C to +120 °C, captive gasket GDMF-6 EPDM, brown 730-801-002, NBR, Temp. range: -30 °C to +90 °C, flat gasket GDM 3-7, brown 731-739-004, EPDM, Temp. range: -40 °C to +125 °C, flat gasket GDM 3-21, brown 731-531-002, NBR, Temp. range: -30 °C to +90 °C, profiled gasket GDM 3-16, black 735-823-002, EPDM Temp. range: -40 °C to +125 °C, profiled gasket GDM 3-24, brown</p> <p>Central screw:</p> <p>732488002, knurled screw (gray), GDM 3011-7 734363001, stainless steel screw, GDM 3011 RF-1 735507002, torx screw, GDM 3011-18</p> |
| Technical Drawing | |
|  | |







Be Certain with Belden

Circuit Diagram

P-Code: C1



Order Information

| Order Designation | No. of Pins | Circuit | Cable Gland | Rated Voltage | Rated Current | Characteristics |
|-------------------|-------------|-----------|-------------|---------------|---------------|---|
| GDM2106-C1U | 2 + PE | RC filter | M16 x 1.5 | 230 V AC/DC | 10 A |    |
| GDM210A-C1U | 2 + PE | RC filter | M20 x 1.5 | 230 V AC/DC | 10 A |    |