

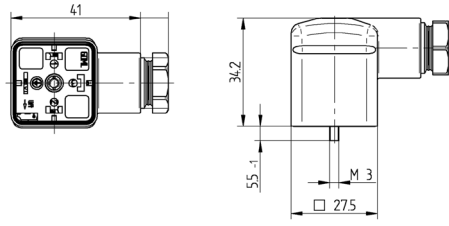


## GDM Series Valve Connectors, Type A, Field Attachable Female Connectors, UL, with/without Protection Circuit

### Technical Information

| Product Description                      |  |  |
|--|--|--|
| Order Designation                        | GDMX1AX-AOU  | GDM21AX-XXX  |
|  |   |  |
| Description                              | Valve connector GDM series, type A, female connector, field attachable   |  |
| RoHS-Compliant (2011/65/EU)              | Yes  |  |
| (Construction Type) Standard             | DIN EN 175301-803-A  |  |
| Approvals                                | UL, VDE, SEV, CSA  |  |
| Connectible Cables                       | M16 x 1.5/PG9: Ø 6 to 8 mm; M20 x 1.5/PG11: Ø 8 to 10 mm; 1/2" NPTF/G1/2" ISO: Ø 8 to 10 mm  |  |
| Conductor Size                           | 0.25 x 1.5 mm <sup>2</sup>   |  |
| Technical Data                           |  |  |
| No. of Pins                              | 2 + PE, 3 + PE   | 2 + PE   |
| Ambient Temperature                      | -40 °C to +125 °C, notice derating   | -25 °C to +90 °C, notice derating  |
| Housing/Grip/Screw Coupling              | PA 66  |  |
| Contact Holder                           | PA   |  |
| Contact                                  | CuZn   |  |
| Central Screw                            | 4.8, Fe/Zn B   |  |
| O-Ring Material                          | SBR/NBR  |  |
| Flammability Class                       | UL 94 5VA  |  |
| Mechanical Data                          |  |  |
| Degree of Protection                     | IP67 (only when mated with Hirschmann/Lumberg counterparts)  |  |
| Terminal Type                            | Screw  |  |
| Electrical Data                          |  |  |
| Circuit                                  | None   | Varistor, recovery diode with/without bridge rectifier                             |
| Contact Resistance                       | ≤ 4 mΩ   |  |
| Rated Voltage                            | 300 AC/DC UL-CSA   | 24 V AC/DC, 120 V AC/DC, 230 V AC/DC, 230 V DC                                     |
| Rated Current                            | 10 A   | 10 A, 1 A (with bridge rectifier)  |
| Pollution Degree                         | 3  |  |
| Accessories                              |  |  |
| Scope of Delivery or Accessories (incl.) | Central screw  |  |
| Accessories to be Ordered Separately     | Gasket:<br>735-677-003, NBR, Temp. range: -25 °C to +90 °C, captive gasket GDMF-6 NBR, black<br>735-677-004, EPDM, Temp. range: -25 °C to +120 °C, captive gasket GDMF-6 EPDM, brown<br>730-801-002, NBR, Temp. range: -30 °C to +90 °C, flat gasket GDM 3-7, brown<br>731-739-004, EPDM, Temp. range: -40 °C to +125 °C, flat gasket GDM 3-21, brown<br>731-531-002, NBR, Temp. range: -30 °C to +90 °C, profiled gasket GDM 3-16, black<br>735-823-002, EPDM Temp. range: -40 °C to +125 °C, profiled gasket GDM 3-24, brown<br><br>Central screw:<br>732488002, knurled screw (gray), GDM 3011-7<br>734363001, stainless steel screw, GDM 3011 RF-1<br>735507002, torx screw, GDM 3011-18 |  |
| Technical Drawing                        |  |  |
|  |   |  |

Additional options available upon request.

# Be Certain with Belden

## Circuit Diagram

| P-Code: V1 | P-Code: V3 | P-Code: D1 | P-Code: D3 | P-Code: A0U   |
|------------|------------|------------|------------|---|
|            |            |            |            | K1 + ◯ ———— < 1 +<br>K2 - ◯ ———— < 2 -<br>K3 + ◯ ———— < 3 +<br>⊕ ◯ ———— < ⊕ |

## Order Information

| Order Designation | No. of Pins | Circuit                    | Cable Gland          | Rated Voltage | Rated Current | Characteristics |
|-------------------|-------------|----------------------------|----------------------|---------------|---------------|-----------------|
| GDM21AL-A0U-10F   | 2 + PE      | –                          | PG9 + strain relief  | 300 V AC/DC   | 10 A          |                 |
| GDM21AN-A0U-10F   | 2 + PE      | –                          | PG11 + strain relief | 300 V AC/DC   | 10 A          |                 |
| GDM21AJ-A0U-10F   | 2 + PE      | –                          | M16 + strain relief  | 300 V AC/DC   | 10 A          |                 |
| GDM21AJ-V1U-10D   | 2 + PE      | Varistor                   | M16 + strain relief  | 230 V AC/DC   | 10 A          |                 |
| GDM21AJ-V3U-10D   | 2 + PE      | Varistor, bridge rectifier | M16 + strain relief  | 230 V AC/DC   | 1 A           |                 |