

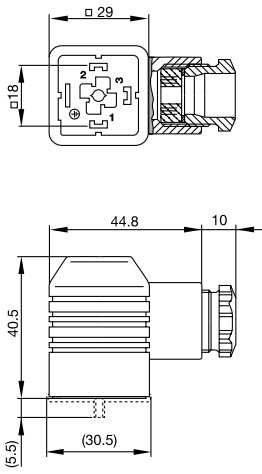
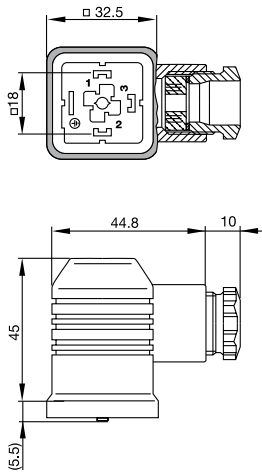












## GDM Series Rectangular Connectors, Type A, Field Attachable Female Connectors, for High Temperature Applications

### Technical Information

Product Description		
Order Designation	GDMW 3011 CF	GDMW 30XX DF
		
Description	Rectangular connector, type A for heating devices as per DIN VDE 0722 Section 1–2 and gas safety shut-off devices as per DIN 3394 Part 1, female connector, field attachable	Rectangular connector, type A for heating devices as per DIN VDE 0722 Section 1–2 and gas safety shut-off devices as per DIN 3394 Part 1, female connector, field attachable
RoHS-Compliant (2011/65/EU)	Yes	
(Construction Type) Standard	DIN EN 175301-803-A	
Approvals	VDE	
Connectible Cables	Ø 4.5 to 11 mm	Ø 4.5 to 11 mm, Ø 8 to 14 mm
Conductor Size	0.25 x 1.5 mm <sup>2</sup>	
Technical Data		
No. of Pins	3 + PE	
Ambient Temperature	-40 °C to +125 °C	
Housing/Grip/Screw Coupling	PA	
Contact Holder	PA	
Contact	SN	
Mechanical Data		
Degree of Protection	IP65 (gasket required, only when mated with Hirschmann/Lumberg counterparts)	
Terminal Type	Screw	
Electrical Data		
Circuit	No protection circuit	
Contact Resistance	≤ 10 mΩ	
Rated Voltage	250 V AC/DC	
Rated Current	16 A	
Pollution Degree	3	
Accessories		
Scope of Delivery or Accessories (incl.)	Central screw	Central screw
Accessories to be Ordered Separately	(NBR) flat gasket GDM 3-7, Order No. 730801002 (EPDM) flat gasket GDM 3-21, Order No. 731739004 Profile gasket GDM 3-16, Order No. 731531002  Knurled screw GDM 3011-8, Order No. 732574001 Stainless steel screw GDM 3011 RF-1, Order No. 734363001	(NBR) flat gasket GDM 3-7, Order No. 730801002 (EPDM) flat gasket GDM 3-21, Order No. 731739004  Knurled screw GDM 3011-8, Order No. 732574001 Stainless steel screw GDM 3011 RF-1, Order No. 734363001
Technical Drawing		
		

# Be Certain with Belden

## Order Information

Order No.	Order Designation	No. of Pins	Cable Gland	Rated Voltage	Rated Current	Characteristics
932545200	GDMW 3011 CF black	3 + PE	PG11	250 V AC/DC	16 A	    
932547200	GDMW 3011 DF black	3 + PE	PG11	250 V AC/DC	16 A	    

Other housing colors available upon request.